

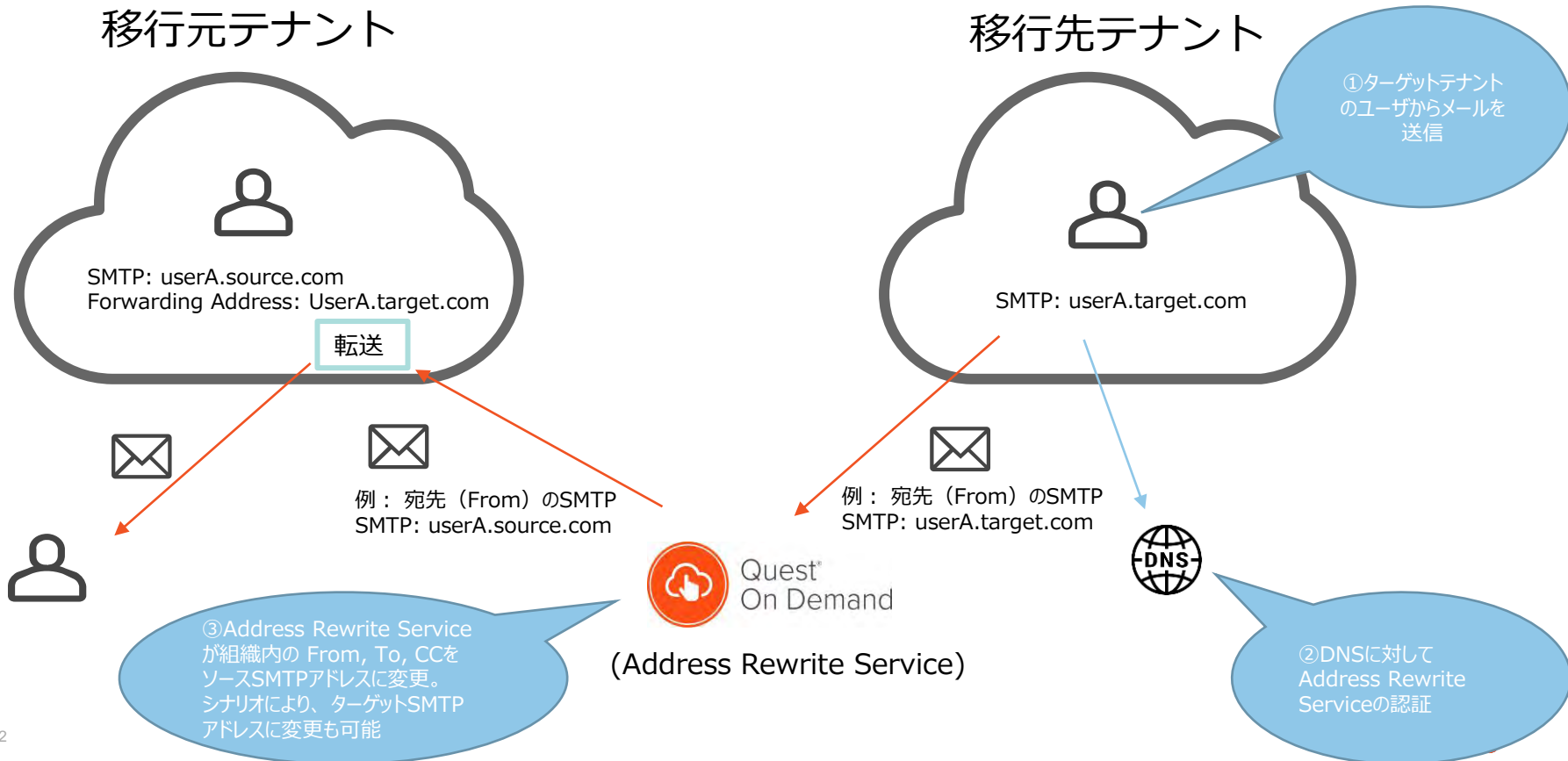


OnDemand Migration/ Domain Coexistence クイック設定ガイド

Quest

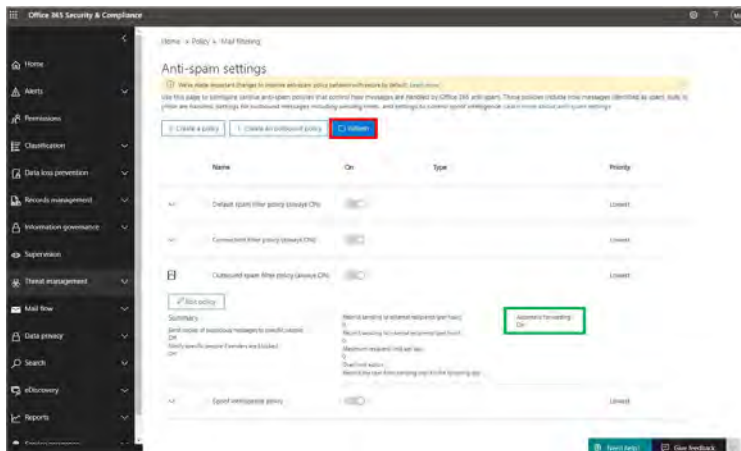
Where Next Meets Now.

Domain Coexistence のワークフロー例

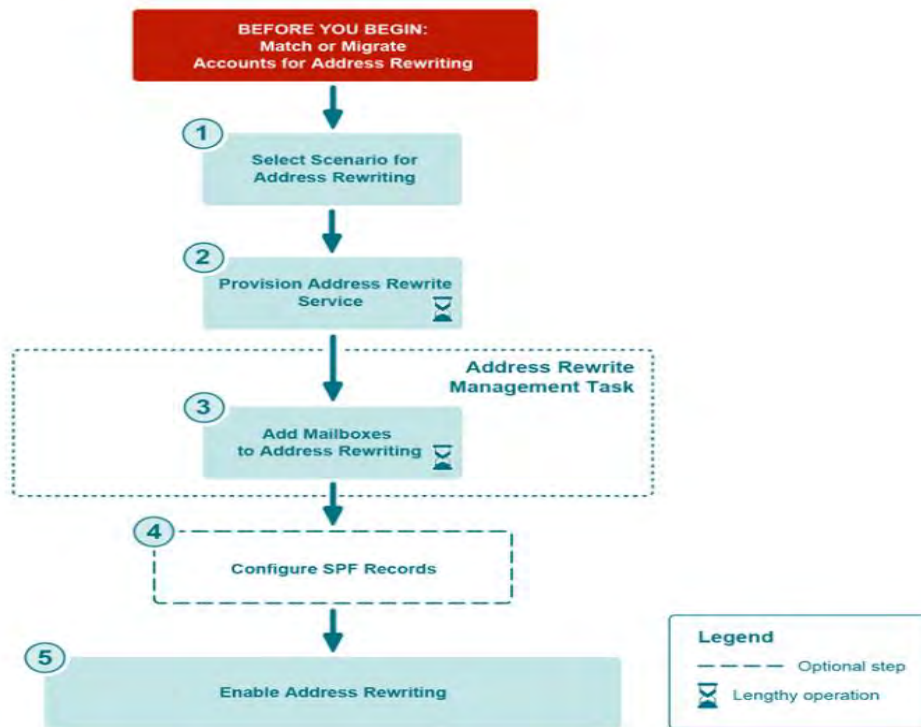


Domain Coexistence の Address Rewrite の前提条件

- OnDemand Migrationとは別にDomain Coexistence用のサブスクリプションを購入
- Domain Coexistenceを利用するアカウントは、Mail Migration taskにてマッチングまたはメール移行を実施
- 移行元および移行先のテナントのExchange Admin Center/ProtectionからOutbound spam filter policyの設定を“On-forwarding is enabled”に変更



Domain Coexistenceの設定



Domain Coexistenceの設定

The screenshot shows the Quest On Demand interface. The top navigation bar includes the Quest logo, 'On Demand', and system status 'All Systems Operational'. The user profile is 'koji.hatayama@quest.com'. The left sidebar contains navigation items: My Dashboard, Tenants, Recovery, Migration, Audit, Group Management, License Management, Access Control, Settings (highlighted), Services, Help, Release Notes, and Quadrotech Nova. The main content area is titled 'Settings > Subscriptions'. It features tabs for 'ACTIVITY TRAIL', 'AGENTS', 'NOTIFICATIONS', and 'SUBSCRIPTIONS'. Below the tabs is a 'Subscriptions' section with a 'SHARED SUBSCRIPTIONS' icon. A table lists various subscriptions with columns for Modules, Features, Subscription Type, Expiry Date, Rate Plan, Licenses, and Used. The 'Domain Coexistence' row is highlighted with a red border.

Modules	Features	Subscription Type	Expiry Date	Rate Plan	Licenses	Used
	Audit Hybrid Suite for Acti...	Demo	Jun 15, 2022	Demo	Unlimited	n/a
Group Management		Demo	Jun 15, 2022	Demo	Unlimited	n/a
License Management		Demo	Jun 15, 2022	Demo	Unlimited	n/a
Migration						
	Accounts	Demo	Jun 15, 2022	Demo	Unlimited	n/a
	Mail	Demo	Jun 15, 2022	Demo	Unlimited	n/a
	OneDrive	Demo	Jun 15, 2022	Demo	Unlimited	n/a
	SharePoint Online	Demo	Jun 15, 2022	Demo	Unlimited	n/a
	Microsoft Teams & Office ...	Demo	Jun 15, 2022	Demo	Unlimited	n/a
	Active Directory	Demo	Jun 15, 2022	Demo	Unlimited	n/a
	Domain Coexistence	Demo	Jun 15, 2022	Demo	Unlimited	n/a

SettingsのSubscriptionsにおいて、有効なライセンスがあることを確認します。

Domain Coexistenceの設定

The screenshot displays the Quest Migration interface. The top navigation bar shows 'Quest On Demand' and 'All Systems Operational'. The left sidebar lists various management tools, with 'Migration' selected. The main area shows a migration project for 'SourceTenant_M [redacted] → TargetTenant_M [redacted]'. The 'Accounts' section is highlighted with a red box, showing 2/80 completed and 3 failed. Other sections include Mail (1/27 completed, 1 failed), OneDrive (0/36 completed), SharePoint (Not started), Teams (Not started), and Active Directory (Not started). An 'OPEN PROJECT' button is visible at the bottom left of the main area, and a 'NEW PROJECT' button is at the bottom center.

Category	Completed	Failed	Status
Accounts	2/80	3	Completed
Mail	1/27	1	Completed
OneDrive	0/36	0	Completed
SharePoint	-/-	0	Not started
Teams	-/-	0	Not started
Active Directory	-/-	0	Not started

Domain Coexistenceの設定

The screenshot shows the Quest On Demand migration console interface. The breadcrumb navigation indicates the path: Migration > SourceTenant_M [redacted] → TargetTenant_M [redacted] > Accounts and User Data. The left sidebar lists various management options, with 'Migration' selected. The main content area is divided into several sections:

- Getting Started:** A progress indicator shows 'Preparation' (1) and 'Migration' (2). Under 'Migration', there are tasks: Match accounts, Migrate accounts, Process resources, and Migrate mail and OneDrive.
- Domain Coexistence:** A section with the text: 'Use an unified domain for outgoing emails before and after the mailboxes are migrated.' A 'GET STARTED' button is highlighted with a red box.
- Hybrid:** A section stating 'Hybrid is not configured' with a 'CONFIGURE' button.
- 80 accounts:** A progress bar and a table showing the status of 80 accounts.
- 27 mailboxes:** A progress bar and a table showing the status of 27 mailboxes.

Status	Count	Percentage
New	78	(98%)
In Progress	0	(0%)
Failed	0	(0%)
Completed	2	(2%)

Status	Count	Percentage
New	26	(96%)
Stopped	0	(0%)
In Progress	0	(0%)
Failed	0	(0%)
Completed	1	(4%)

7 Domain Coexistenceにおいて、Get Startedを選択します。

Domain Coexistenceの設定

The screenshot shows the Quest Migration console interface. The top navigation bar includes the Quest logo, 'On Demand', system status 'All Systems Operational', and user information 'koji.hatayama@quest.com'. The breadcrumb trail is 'Migration > SourceTenant_M [redacted] > TargetTenant_M [redacted] > Accounts and User Data'. The main navigation menu on the left includes 'My Dashboard', 'Tenants', 'Recovery', 'Migration' (highlighted), 'Audit', 'Group Management', 'License Management', 'Quadrotech Nova', 'Access Control', 'Settings', 'Services', 'Help', and 'Release Notes'. The main content area has a sub-navigation bar with 'DASHBOARD', 'ACCOUNTS', 'MAILBOXES', 'ONEDRIVE', 'EVENTS', and 'TASKS'. Below this is a toolbar with 'CONFIGURE CONNECTIONS', 'DISCOVER ACCOUNTS', 'ENABLE CALENDAR SHARING', 'BROWSE ACCOUNTS', and 'DOWNLOAD AGENT'. The 'Getting Started' section shows a progress indicator with 'Preparation' and 'Migration' steps. The 'Migration' step includes tasks like 'Match accounts', 'Migrate accounts', 'Process resources', and 'Migrate mail and OneDrive'. The 'Domain Coexistence' section has a 'Configure' button and a list of options: 'Rewrite Senders' Address', 'Address Rewrite Service', 'Exchange Server Integration', and 'Mailboxes'. At the bottom, there are three summary cards: 'Hybrid' (not configured), '80 accounts' (78 New, 0 In Progress, 0 Failed, 2 Completed), and '27 mailboxes' (26 New, 0 Stopped, 0 In Progress, 0 Failed, 1 Completed).

Domain Coexistenceの設定

The screenshot shows the Quest On Demand interface for migration. A dialog box titled "Rewrite Senders' Address To:" is open, with two radio button options: "Target primary email address" and "Source primary email address". The "Source primary email address" option is selected and highlighted with a red rectangle. Below the dialog, the main console displays migration progress for 80 accounts and 27 mailboxes.

Category	Status	Count	Percentage
80 accounts	New	78	(98%)
	In Progress	0	(0%)
	Failed	0	(0%)
	Completed	2	(2%)
27 mailboxes	New	26	(96%)
	Stopped	0	(0%)
	In Progress	0	(0%)
	Failed	0	(0%)
	Completed	1	(4%)

Domain Coexistenceの設定

The screenshot shows the Quest On Demand migration console interface. The top navigation bar includes the Quest logo, 'On Demand', system status 'All Systems Operational', and user information 'koji.hatayama@quest.com'. The breadcrumb trail indicates the current path: Migration > SourceTenant_M [redacted] → TargetTenant_N [redacted] > Accounts and User Data. Below the breadcrumb, there are tabs for DASHBOARD, ACCOUNTS, MAILBOXES, ONEDRIVE, EVENTS, and TASKS. A secondary navigation bar contains buttons for CONFIGURE CONNECTIONS, DISCOVER ACCOUNTS, ENABLE CALENDAR SHARING, BROWSE ACCOUNTS, and DOWNLOAD AGENT. The main content area is divided into several sections:

- Getting Started:** A progress indicator shows 'Preparation' (1) and 'Migration' (2). Under 'Migration', there are links for Match accounts, Migrate accounts, Process resources, and Migrate mail and OneDrive.
- Domain Coexistence:** This section contains several options:
 - Rewrite Senders' Address (with a 'To source' dropdown and a red box around the 'Provision' button)
 - Address Rewrite Service
 - Exchange Server Integration
 - Mailboxes
- QUICK HELP** and **HELP** links are present.
- Hybrid:** A section indicating 'Hybrid is not configured' with a 'CONFIGURE' button.
- 80 accounts:** A progress bar and a table showing the status of 80 accounts:

New	78	(98%)
In Progress	0	(0%)
Failed	0	(0%)
Completed	2	(2%)
- 27 mailboxes:** A progress bar and a table showing the status of 27 mailboxes:

New	26	(96%)
Stopped	0	(0%)
In Progress	0	(0%)
Failed	0	(0%)
Completed	1	(4%)

Domain Coexistenceの設定

The screenshot shows the Microsoft Exchange Admin Center interface during a migration. A modal dialog box titled "Address Rewrite Service" is displayed in the center. The dialog contains the following text:

To guarantee secure domain coexistence, we will add a dedicated service to your migration project. This might take several minutes.

Important: Domain coexistence is configured to rewrite primary email address to **source** primary email address for all accounts added to Address Rewriting. You cannot change this setting after Address Rewrite Service is provisioned.

At the bottom of the dialog, there are two buttons: "Provision" (highlighted with a red border) and "Cancel".

The background interface shows the migration dashboard for "SourceTenant_M" to "TargetTenant_M". The "Getting Started" section includes steps like "Preparation", "Configure", "Discover accounts", "Track issues", and "Enable calendar sharing". The "QUICK HELP" section includes "Migrate accounts", "Process resources", and "Migrate mail and OneDrive". The "HELP" section includes "Mailboxes".

Below the dialog, there are three summary cards:

- Hybrid:** Hybrid is not configured.
- 80 accounts:** A bar chart showing the status of 80 accounts. The data is as follows:

Status	Count	Percentage
New	78	(98%)
In Progress	0	(0%)
Failed	0	(0%)
Completed	2	(2%)
- 27 mailboxes:** A bar chart showing the status of 27 mailboxes. The data is as follows:

Status	Count	Percentage
New	26	(96%)
Stopped	0	(0%)
In Progress	0	(0%)
Failed	0	(0%)
Completed	1	(4%)

Domain Coexistenceの設定

The screenshot shows the Quest On Demand migration console. The top navigation bar includes 'Quest On Demand', 'All Systems Operational', and the user 'koji.hatayama@quest.com'. The breadcrumb trail is 'Migration > SourceTenant_M [redacted] > TargetTenant_M [redacted] > Accounts and User Data'. The main content area is divided into several sections:

- Getting Started:** A progress indicator shows 'Preparation' (1) and 'Migration' (2). Under 'Migration', the 'Match accounts' step is active, with a 'Select' button highlighted in a red box.
- Domain Coexistence:** A section with a 'Deployment completed' status and an 'Enable Coexistence' button. It lists several services: 'Rewrite Senders' Address' (To source), 'Address Rewrite Service' (Running), 'Exchange Server Integration' (Configured), and 'Mailboxes' (with a 'Select' button).
- Hybrid:** A section indicating 'Hybrid is not configured' with a 'CONFIGURE' button.
- 80 accounts:** A summary card showing a progress bar and a table of account statuses.
- 27 mailboxes:** A summary card showing a progress bar and a table of mailbox statuses.

Status	Count	Percentage
New	78	(98%)
In Progress	0	(0%)
Failed	0	(0%)
Completed	2	(2%)

Status	Count	Percentage
New	26	(96%)
Stopped	0	(0%)
In Progress	0	(0%)
Failed	0	(0%)
Completed	1	(4%)

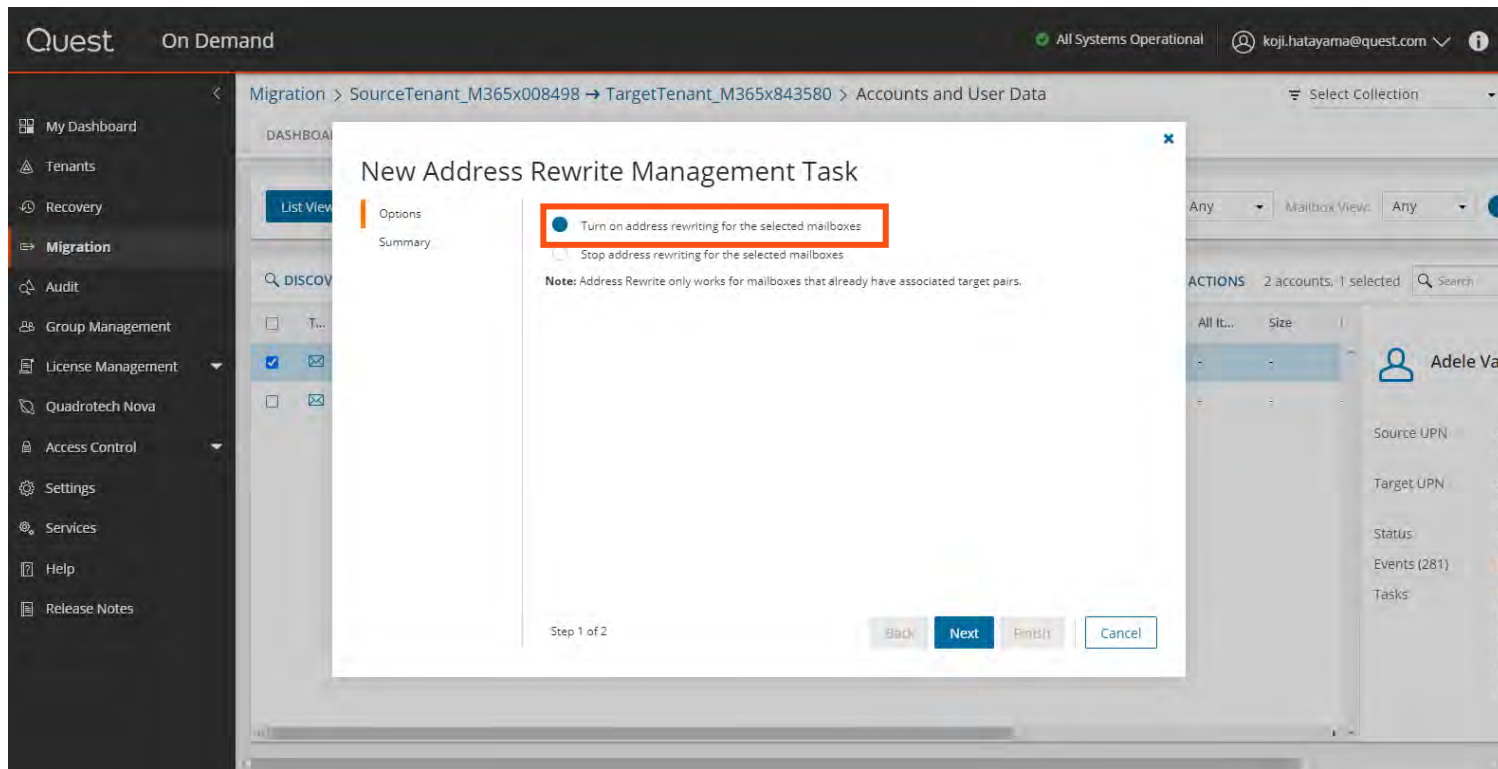
12 Domain Coexistenceにおいて、MailboxesのSelectを選択します。

Domain Coexistenceの設定

The screenshot shows the Quest Migration console interface. The breadcrumb navigation indicates the path: Migration > SourceTenant_M [redacted] > TargetTenant_M [redacted] > Accounts and User Data. The 'MAILBOXES' tab is active, and the '@ ADDRESS REWRITE' button is highlighted with a red box. Below this, a table lists migration tasks. The first row, for 'Adele Vance', is also highlighted with a red box. The table columns include Name, Mailbox Status, Task State, Source Mailbox, Target Mailbox, Mail Flow, Address Rewrite, and Size. The 'Adele Vance' row shows a 'Migrated' status and 'To source' mail flow.

	T...	Name	Mailbox St...	Task State	Source Mailbox	Target Mailbox	Mail Flow	Address Rew...	All It...	Size
<input checked="" type="checkbox"/>		Adele Vance	Migrated	Compl...	AdeleV@M365x008...	AdeleV@M365x843...	To source	-	-	-
<input type="checkbox"/>		Alex Wilber	-	New	AlexW@M365x0084...	AlexW@M365x0084...	To source	-	-	-

Domain Coexistenceの設定



Domain Coexistenceの設定

Quest On Demand

All Systems Operational | koji.hatayama@quest.com

Migration > SourceTenant_M [redacted] → TargetTenant_M [redacted] : Accounts and User Data

Select Collection

New Address Rewrite Management Task

Options

Summary

You are about to create and run the following task:

Name: Address Rewrite Management Task

Address Rewrite: Turn on address rewriting for the selected mailboxes

Source tenant: SourceTenant_M365x008498 - M365x008498.onmicrosoft.com

Target tenant: TargetTenant_M365x843580 - M365x843580.onmicrosoft.com

Start: Now

Step 2 of 2

Back Next **Finish** Cancel

Domain Coexistenceの設定

The screenshot shows the Quest Migration console interface. The breadcrumb navigation indicates the path: Migration > SourceTenant_M... > TargetTenant_M... > Accounts and User Data. The 'MAILBOXES' tab is active, displaying a table of migration tasks. The 'Address Rew...' column for the selected mailbox 'Adele Vance' is highlighted with a red box, showing the value 'On'. The table also shows the 'Task State' as 'Compl...' and the 'Mail Flow' as 'To source'.

	T...	Name	Mailbox St...	Task State	Source Mailbox	Target Mailbox	Mail Flow	Address Rew...	All It...	Size
<input checked="" type="checkbox"/>		Adele Vance	Migrated	Compl...	AdeleV@M365x008...	AdeleV@M365x043...	To source	On	-	-
<input type="checkbox"/>		Alex Wilber	-	New	AlexW@M365x0084...	AlexW@M365x0084...	To source	-	-	-

選択したMailboxのAddress RewriteがOnになっていることを確認します。

Domain Coexistenceの設定

The screenshot shows the Quest Migration console interface. The top navigation bar includes 'Quest On Demand', 'All Systems Operational', and the user 'koji.hatayama@quest.com'. The breadcrumb trail is 'Migration > SourceTenant_M [redacted] > TargetTenant_M [redacted] > Accounts and User Data'. The main content area is divided into several sections:

- Getting Started:** A progress indicator shows 'Preparation' (1) and 'Migration' (2). Under 'Migration', the 'Enable calendar sharing' step is active, and the 'Enable Coexistence' button is highlighted with a red box.
- Domain Coexistence:** A list of tasks with their status: 'Rewrite Senders' Address' (To source), 'Address Rewrite Service' (Running), 'Exchange Server Integration' (Configured), and 'Mailboxes' (Select). Below this list, a 'Deployment completed' message is shown, and the 'Enable Coexistence' button is highlighted.
- Hybrid:** A section indicating 'Hybrid is not configured' with a 'CONFIGURE' link.
- 80 accounts:** A summary table showing the status of 80 accounts.
- 27 mailboxes:** A summary table showing the status of 27 mailboxes.

Status	Count	Percentage
New	78	(98%)
In Progress	0	(0%)
Failed	0	(0%)
Completed	2	(2%)

Status	Count	Percentage
New	26	(96%)
Stopped	0	(0%)
In Progress	0	(0%)
Failed	0	(0%)
Completed	1	(4%)

Domain Coexistenceの設定

The screenshot shows the Quest On Demand migration console interface. A modal dialog box titled "Enable Coexistence" is centered on the screen, with "Enable" and "Cancel" buttons. The background interface shows the migration progress for "SourceTenant_M365x008498" to "TargetTenant_M365x843580". The "Migration" section is active, showing steps like "Preparation" and "Migration". A "Deployment completed" message is visible, and an "Enable Coexistence" button is highlighted in the background. The bottom of the screen displays summary statistics for "Hybrid", "80 accounts", and "27 mailboxes".

Category	Status	Count	Percentage
80 accounts	New	78	98%
	In Progress	0	0%
	Failed	0	0%
	Completed	2	2%
27 mailboxes	New	26	96%
	Stopped	0	0%
	In Progress	0	0%
	Failed	0	0%
	Completed	1	4%

Domain Coexistenceの設定

The screenshot displays the Quest On Demand migration console. The top navigation bar shows 'Quest On Demand' and 'All Systems Operational'. The breadcrumb trail is 'Migration > SourceTenant_M [redacted] → TargetTenant_I [redacted] > Accounts and User Data'. The left sidebar lists various management options, with 'Migration' selected. The main content area is divided into several sections:

- Getting Started:** A progress indicator shows 'Preparation' (1) and 'Migration' (2). Under 'Migration', tasks include 'Match accounts', 'Migrate accounts', 'Process resources', and 'Migrate mail and OneDrive'.
- Domain Coexistence:** A summary card showing the status of various services:
 - Rewrite Senders' Address: To source
 - Address Rewrite Service: Running
 - Exchange Server Integration: Configured
 - Mailboxes: SelectButtons for 'HELP' and 'DISABLE' are visible.
- Hybrid:** A card indicating 'Hybrid is not configured' with a 'CONFIGURE' button.
- 80 accounts:** A summary card with a progress bar and a table of account statuses:

Status	Count	Percentage
New	78	(98%)
In Progress	0	(0%)
Failed	0	(0%)
Completed	2	(2%)
- 27 mailboxes:** A summary card with a progress bar and a table of mailbox statuses:

Status	Count	Percentage
New	26	(96%)
Stopped	0	(0%)
In Progress	0	(0%)
Failed	0	(0%)
Completed	1	(4%)

Domain CoexistenceのConfigで追加される設定および役割について

○ソーステナント

- ・コネクター

Quest Coexistence Connector(Mail flow) – 社内Office365から社外へのアドレス書き換えサービスの電子メールメッセージのフローを制御

○ターゲットテナント

- ・グループ

Quest On Demand Coexistenceグループ(Active Groups) - アドレス書き換えに参加しているアカウント（受信者）を追加

- ・コネクター

Inbound Quest Coexistence Connector(Mail flow) - 社外から社内Office365へのアドレス書き換えサービスへのメールフローを制御

Outbound Quest Coexistence Connector(Mail flow) – 社内Office 365から社外へのアドレス書き換えサービスのメールフローを制御

- ・ルール

Quest Coexistence Rules From(Mail flow) – Quest On Demand Coexistenceグループ(Active Groups)のユーザがFromに含まれていると、このルールが適用され、Coexistence Connector(Mail flow)経由でAddress Rewrite Serviceにメールが送信されます。

Quest Coexistence Rules ToCc(Mail flow) - Quest On Demand Coexistenceグループ(Active Groups)のユーザがToまたはCCに含まれていると、このルールが適用され、Coexistence Connector(Mail flow)経由でAddress Rewrite Serviceにメールが送信されます。

Domain Coexistence の Address Rewrite で変更する部分はどこなのか

○ Address Rewrite Serviceが組織内の From, To, CCをソースSMTPアドレスまたはターゲットSMTPアドレスの変更

(Domain CoexistenceでSMTPアドレスをソースSMTPアドレスまたはターゲットSMTPアドレスに設定変更が可能)

○ Mail Headerで配信ルートの変更

例 :

変更前の配信ルート

Target (ターゲットテナント) -> Gmail(送信先)

変更後の配信ルート

Target (ターゲットテナント) -> ODM(Address Rewrite Service) -> Source (ソーステナント) -> Gmail(送信先)

Mail header部分でDNSに対してAddress Rewrite Serviceを認証

例 :

Received-SPF: pass (google.com: domain of alexw@xxxx.onmicrosoft.com designates xx.xx.xx.xx as permitted sender)


client-ip=xx.xx.xx.xx

参考資料

How to gracefully wind down, or turn off, Domain Coexistence after moving the DNS domain (321955) - Domain Coexistence の撤去について

<https://support.quest.com/ja-jp/on-demand-migration/kb/321955/how-to-gracefully-wind-down-or-turn-off-domain-coexistence-after-moving-the-dns-domain?kblang=en-US>

Thank You



Quest
Where Next Meets Now.